


2024-25 WL Start Procedures

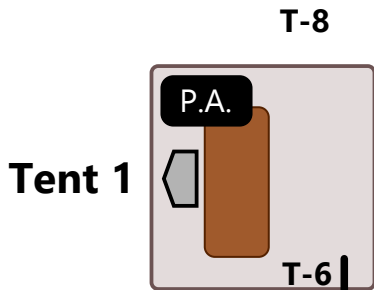
Info tent volunteers can answer questions and solve problems before your call-up time.



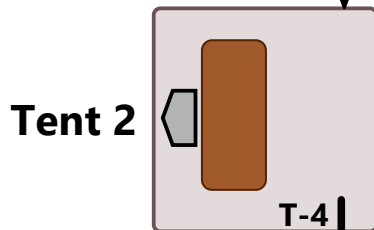
Call-Up Area

Before your name is called:

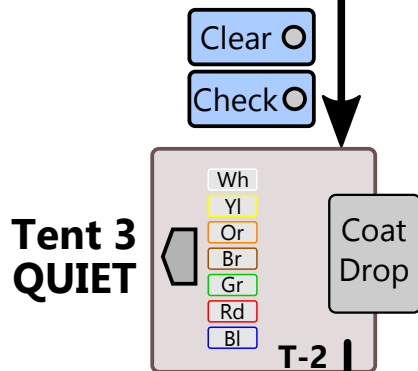
- * Use the restroom
- * Find your E-Punch, Compass, and Whistle
- * Make sure your Bib is visible



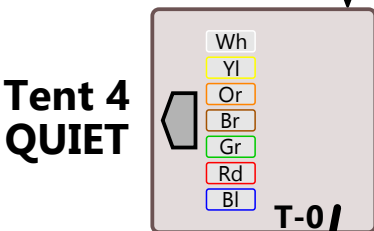
When **your name is called 8 minutes prior to your start time**, enter Tent 1 and tell the volunteer your name. You'll be with a group of up to 7 people starting on different courses. Wait here until the next beep - every 2 minutes.



The volunteer will confirm your e-punch number, bib number, and course. Any imperative course notes will be shared. Wait here until the next beep - every 2 minutes

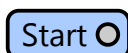


Clear and check your e-punch as you enter this tent. Pick up control descriptions for your course. Drop any coats/clothing you won't wear on course here. This is a QUIET tent. Wait here until the next beep - every 2 minutes.



Pick up your map but do not look at it. You are responsible for picking up the correct map. This is a QUIET tent.

At the next beep, proceed forward and PUNCH the start.



Punch the start.